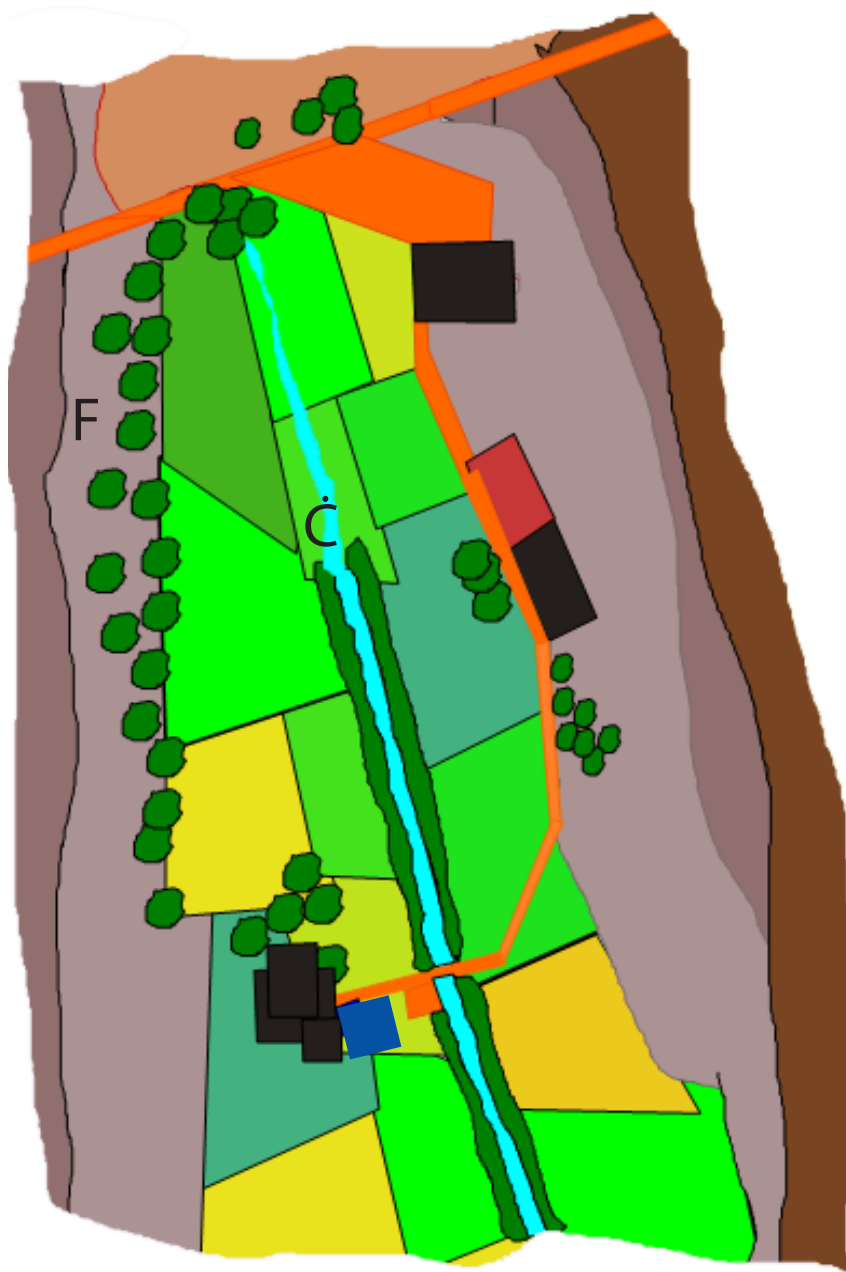


## A visit to Wied il-Lunzjata

### Fieldwork for Year 3 Primary



Name: \_\_\_\_\_


Date: \_\_\_\_\_

Class: \_\_\_\_\_


## A. We have arrived

1. This place is called Wied (il-Mielaħ - il-Lunzjata - il-Kbir).


2. To go down the valley, we have to go through:



☐ a door



☐ an archway



☐ a bridge

3. Mark the things you observe in the valley.

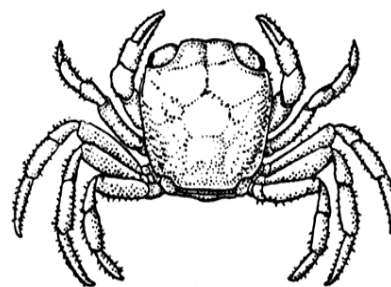
water	<input type="checkbox"/>
sand	<input type="checkbox"/>
reeds	<input type="checkbox"/>
the sea	<input type="checkbox"/>
grass	<input type="checkbox"/>
stones	<input type="checkbox"/>
soil	<input type="checkbox"/>
a cave	<input type="checkbox"/>
trees	<input type="checkbox"/>

5. Keep your eyes closed for a minute, then mark the sounds you hear.

- people talking ☐
- birds chirping/singing ☐
- the wind ☐
- cars ☐
- farming tools ☐

4. This animal lives in part of the valley. Is it:

- a spider ☐
- a beetle ☐
- a crab ☐

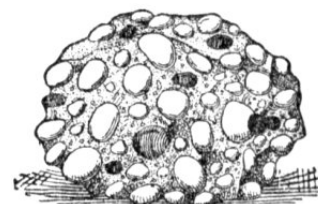



It can be found in:

- the grass ☐
- the trees ☐
- the water ☐

6. Now let us examine the rocky sides.

- Is the rock smooth? **yes** ☐ **no** ☐
- Look closely at the rock. Which one of the 2 pictures does it resemble more?



- Plants grow on the rocky sides.  
**true** ☐ **false** ☐

## B. Best behaviour

When we go out into the countryside, we should be careful not to do any damage. Mark with an X the things we should not do.


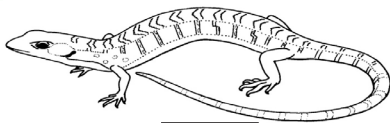
1. we talk softly	<input type="checkbox"/>
2. we cut the flowers	<input type="checkbox"/>
3. we remove stones from rubble walls	<input type="checkbox"/>
4. we walk in the paths	<input type="checkbox"/>
5. we take pictures	<input type="checkbox"/>
6. entering in the farmers' fields	<input type="checkbox"/>
7. we dispose of any litter properly	<input type="checkbox"/>
8. we observe frogs and other animals	<input type="checkbox"/>
9. we pick fruit from the farmers' trees	<input type="checkbox"/>
10. we cut branches from the trees	<input type="checkbox"/>

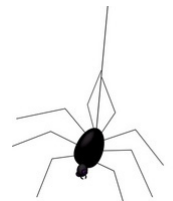


## C. Flora and fauna


flora = plants  
fauna = animals



Tick which flora and fauna you observe along the way.


☐

☐

☐

☐

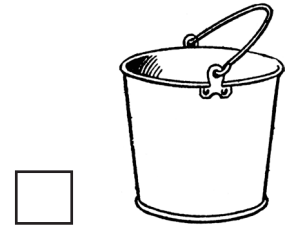
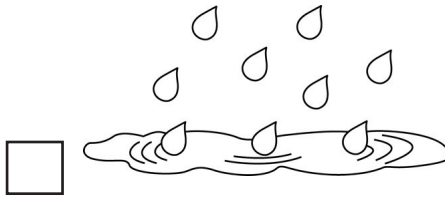
☐

☐

☐

☐

☐

☐

## D. The watercourse

1. Where does the water come from?



2. At Wied il-Lunzjata, the watercourse can be seen:

in winter only

☐





after it rains

☐

all year round

☐

3. Which of these living things need water to survive?



4. The watercourse at Wied il-Lunzjata provides water:

to irrigate the fields

☐

for washing our hands

☐

for drinking

☐

for wildlife to live in

☐

for swimming pools

☐

5. The watercourse ends when it reaches:

Rabat

☐

Malta

☐

the sea

☐

6. The spring water is:

fresh

☐

salty

☐

## E. The colours of the seasons

1. Which season are we in?

spring ☐ summer ☐ autumn ☐ winter ☐

2. Look at the grass. Which colours can you see?

green ☐ grey ☐ brown ☐ yellow ☐



3. Mark the colours of the flowers which you spot around you.

yellow ☐ red ☐ white ☐ pink ☐ blue ☐

4. We are now in front of a pomegranate tree. Does it have any:

fruit ☐ green leaves ☐

flowers ☐ branches ☐

dried or yellow leaves ☐



## F. How do you rate this fieldwork?

Mention one thing you liked.



Mention one thing you did not like.





## Taħriġ għal wara ż-żjara

1. What is the name of the valley? \_\_\_\_\_

2. Which of these did you NOT see in the valley.

**fields - houses - the sea - flowers - rocks**

3. Match column A with column B

A.

B.

The watercourse at Lunzjata

Farmers use the water to

Crabs and frogs

Water pumps

Reeds grow mostly

Water is stored

live in the watercourse.

in reservoirs.


use wind energy to pump water.

irrigate their fields.

along the watercourse.

never dries up.

4. What do these insects eat?



5. Draw a circle around the only type of flora in the above pictures.