

Ms. Claire Amato

Primary Year 3 S3.1 TRAVELLING AROUND THE MALTESE ISLANDS Worksheet

S3.1.3 discussing photos of Maltese transport in the past

A. Listen to the Maltese folk song 'Il-Karozzin' <http://youtu.be/Z8JvitnaSjw>,
look at the pictures and discuss:



1. Spot the differences between the first and second photos.
2. What is the same?
3. Which is the older photo? How can you tell?
4. Look at the coachmen. How do they differ?
5. Where are they? How do you know?
6. Who do you think will ride the first carriage?
7. Who do you think will ride the second carriage?
8. Mention localities in Malta having this type of transport nowadays.
9. The lyrics in the song say 'This is our Maltese heritage'. What does this mean?

Ms. Claire Amato

B. Listen to the folk song 'Il-Vapur tal-Art' <http://youtu.be/wTkFtDneSjA>


look at the pictures and discuss:



1. Describe the photos.
2. Are these old or modern photos? How can you tell?
3. Where was the station?
4. Where did it pass from?
5. What do the words 'third class' mean?
6. What was the difference between 'first class' and 'third class'?
7. What advantages did this means of transport have in the past?
8. Do we still need this type of transport today? Why?
9. Were you aware of Malta having an railway in the past?

Ms. Claire Amato

C. Cut and Paste: Old or New?



Ms. Claire Amato

| <u>Old means of transport</u> | <u>Modern means of transport</u> |
|-------------------------------|----------------------------------|
| | |

Ms. Claire Amato

D. Ordering photos in a timeline:

1.



2.




3.




Ms. Claire Amato


1.



2.



3.



Ms. Claire Amato