

A Visit to Xrobb I-Għagin Nature Park and Wildlife Rehabilitation Centre



Primary Year 3 Social Studies Fieldwork

Name: _____

Date: _____

Class: _____

School: _____

Season of visit:

Autumn ☐

Winter ☐


Spring ☐

Summer ☐



3. Before entering the park, there is a large beach to your right. At the *Munxar* viewpoint enjoy the sea view in front of you. Behind the Munxar cliff there is St Thomas Bay.

Join with a line the names of the places to the pictures:



Il-#ofra l-Kbira

St Thomas Bay
(a sandy beach)

Il-Munxar Cliff
(a white cliff)

4. Circle which of these describes Xrobb l-Għagin Park.

A. A valley with hills on both sides, through which a lot of rain water flows. This seeps through the ground or finds its way to the sea.



B. A piece of flat rocky land with pockets of plants. There are also fields and some buildings. The fields are now full of planted trees.



SECOND STOP: ON AND AROUND THE WATER RESERVOIR

B. Electricity and ME

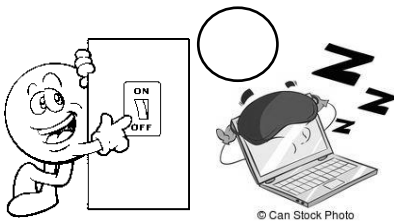
5. Walk to the water reservoir.

Fill in the blanks with these words: **chimneys, Delimara.**

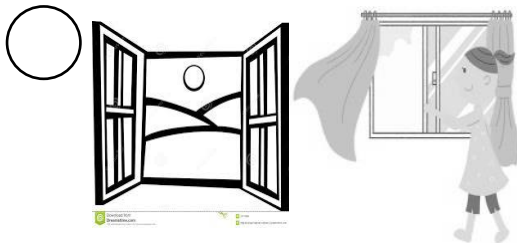
The power station of _____ can be seen from Xrobb I-Għagin park. We see its _____.

6. The burning of fuel produces smoke which pollutes the air. It is our duty not to waste electricity and not to pollute the air in other ways.


In each circle, write the letter of the sentence that explains the picture.



A. Set air conditioners on a comfortable temperature between **24 and 28** degrees Celsius. A very low or very high temperature wastes electricity!




B. **Open the window** for light and air to get in, instead of switching on lights, air conditions or heaters.



C. **Switch off lights and any electrical object** when not in use. Objects left on standby mode also waste electricity.

D. Wherever you can, go on foot, by **bicycle** or by **public transport** instead of using a private car.

7. At Xrobb I-Għagin we generate electricity without producing smoke. What do the objects in the pictures use to generate electricity? (Fill in the boxes under the pictures with these words: **sun, wind**).


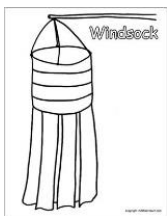












THIRD STOP: LOWER PICNIC AREA




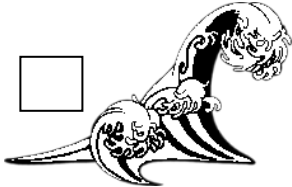
8. Measure the temperature:
_____ degrees Celsius.

C. Weather and Seasons

9. Tick '✓' one picture from each column to record the weather during your visit.

THE SUN	THE WIND	THE SEA
 <input type="checkbox"/> SUNNY	 <input type="checkbox"/> NO WIND	 <input type="checkbox"/> CALM
 <input type="checkbox"/> PARTLY CLOUDY	 <input type="checkbox"/> LIGHT BREEZE	 <input type="checkbox"/> LOW WAVES
 <input type="checkbox"/> CLOUDY	 <input type="checkbox"/> MODERATE WIND	 <input type="checkbox"/> MODERATE WAVES
 <input type="checkbox"/> RAINY	 <input type="checkbox"/> STRONG WIND	 <input type="checkbox"/> ROUGH SEA

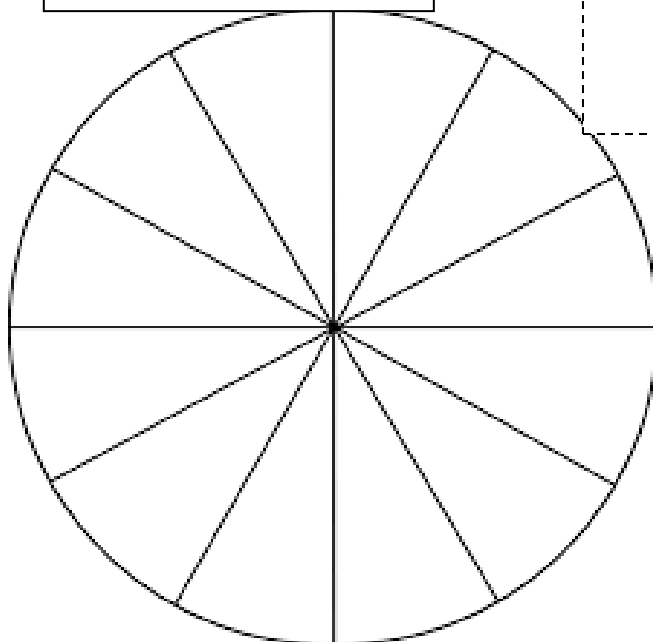
10. Tick '✓' the right picture if any of these occurred during the visit:

 <input type="checkbox"/> RAINBOW	 <input type="checkbox"/> WHIRL WIND	 <input type="checkbox"/> GUSTS OF GALE WIND	 <input type="checkbox"/> HIGH WAVES WETTING THE TOP OF THE CLIFFS
---	--	---	--

FOURTH STOP: AT THE QUIET CORNER

D. Enjoying Silence

Colour Wheel




11. In the Xrobb l-Għagin Colour Wheel, draw the different colours you see during the visit.

Sounds CD



12. Draw or write down the sounds you hear to create a Xrobb l-Għagin Sounds CD!



My Feelings

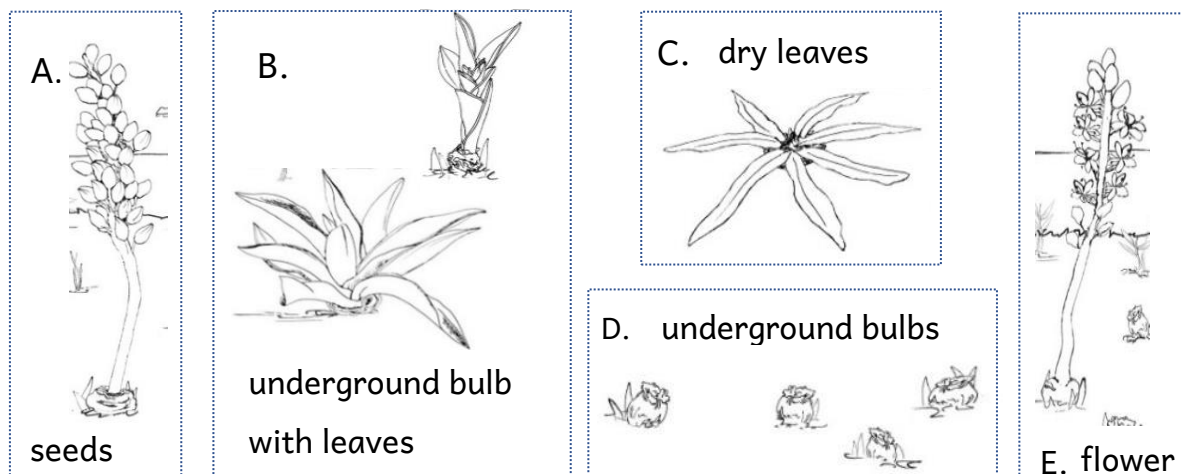
13. Share with your friends **how** you felt while you were in silence with closed eyes. Listen to your friends sharing how they felt.

14. In the heart shape, draw or write down your emotions.

E. The Natural Environment

15. These pictures show the Mediterranean Sea Squill in different seasons.


You are observing part(s) of this plant around you. Circle the letter(s) of the picture(s) which show the part(s) you are seeing.



16. Draw a line under the correct answers:

- The Sea Squill is a common (animal, plant) in our countryside.
- Plants are also called (fauna, flora).
- Animals are also called (fauna, flora).

17. These are some of the land animals one can often spot at Xrobb l-Għagin Park. Join the names to the pictures and circle the animals you see during the visit.



18. These stone structures are also common in the Maltese countryside. Write their names in the boxes on the picture:

rubble wall, corbelled hut



FIFTH STOP: AT THE PINE FOREST

F. Climate and Water in the Maltese Islands

Fill in the blanks in 19 and 20 by choosing the answers from these words:
water, salt, African Tamarisk, Africa, Aleppo Pine.

19. Water is scarce in Malta because of its Mediterranean climate. When trees were planted at Xrobb l-Għagin Park, it was wise to plant trees that survive in this type of climate. Two of these trees are the **Aleppo Pine** (*Żnuber*) and the **African Tamarisk** (*Bruka*).



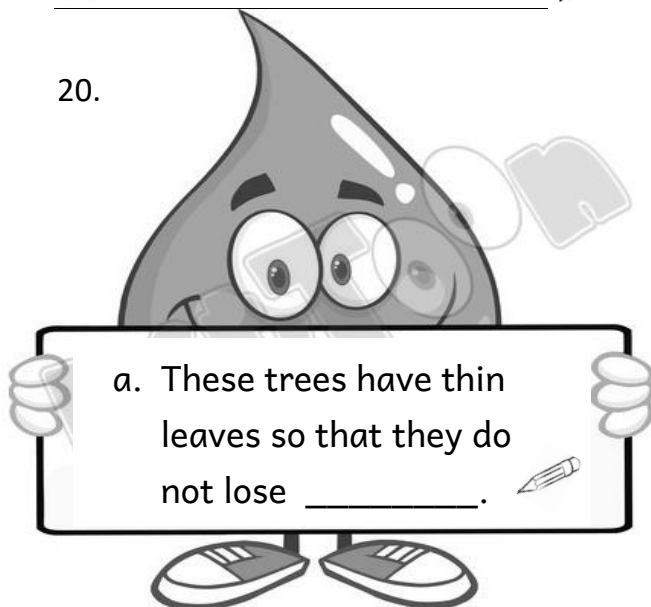
✱  *Is-Sigra taż-Żnuber*



Il-Bruka ✱ 



20.



a. These trees have thin leaves so that they do not lose _____.

Copyright © Chud Tsankov * www.HitToon.com/1206143

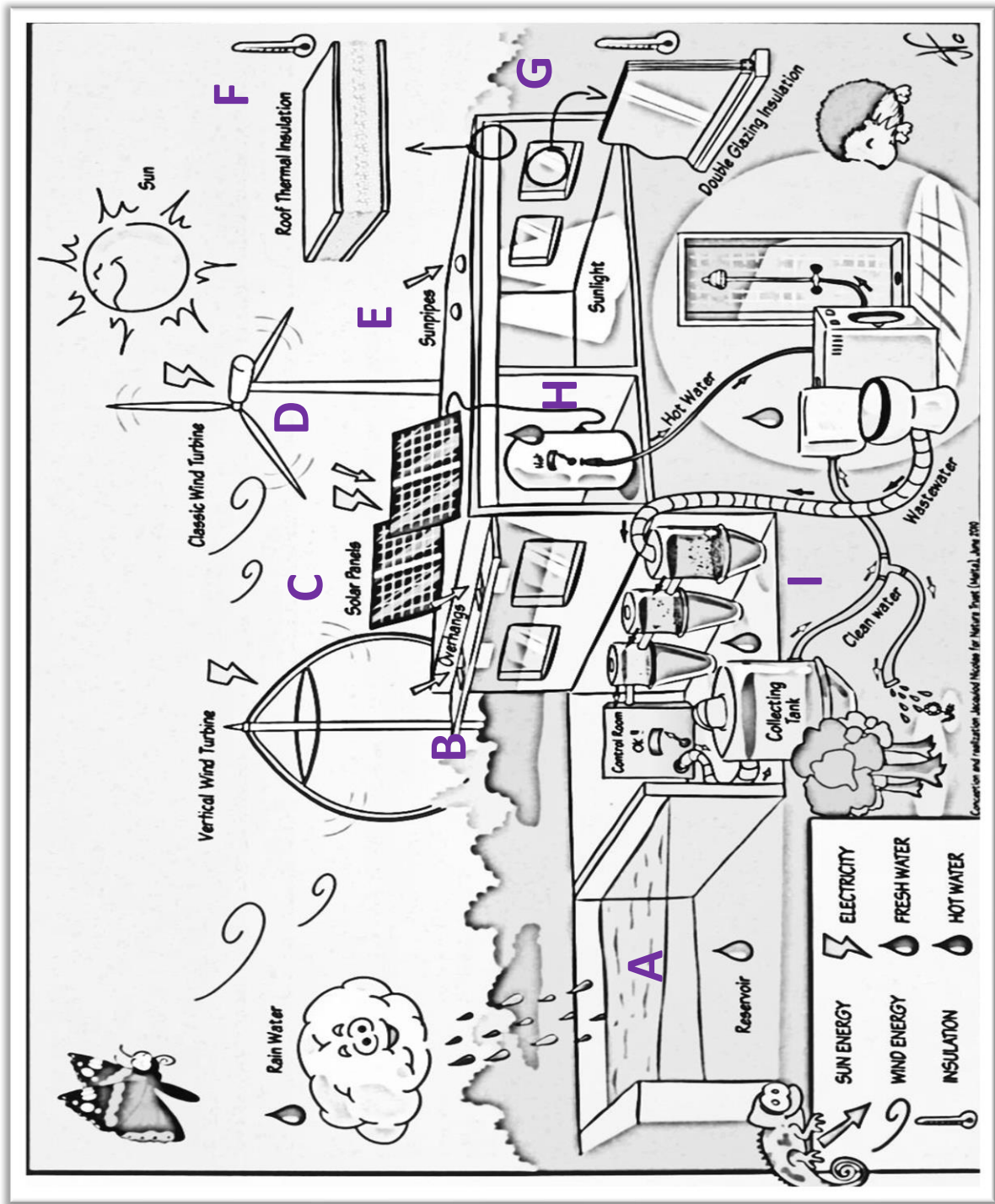
b. What does the countryside need to stay alive? _____

21. Draw or write down how you can save water.

ADDITIONAL EXERCISE A (AT SCHOOL OR DURING THE VISIT)

Saving Water and Electricity at Xrobb l-Għagin Park

- On the picture below, draw a **BLUE** circle around the letters which show how we save **WATER** at Xrobb l-Għagin.



- On the picture above, draw a **RED** circle around the letters which show how we save **ELECTRICITY** at Xrobb l-Għagin.

ADDITIONAL EXERCISE B (AT SCHOOL OR AT THE PARK)

How shall I behave in the countryside?



1. In column A below, write numbers 1 to 8 next to the statements to show which rule each picture describes.

A	Rules for Xrobb l-Għagin Nature Reserve	B
	No camping.	
	Clean after your dog.	
	No fires, not even for BBQs.	
	Stick to the footpath.	
	Do not pick flowers.	
	Dogs on leash.	
	No litter.	
	No tents.	

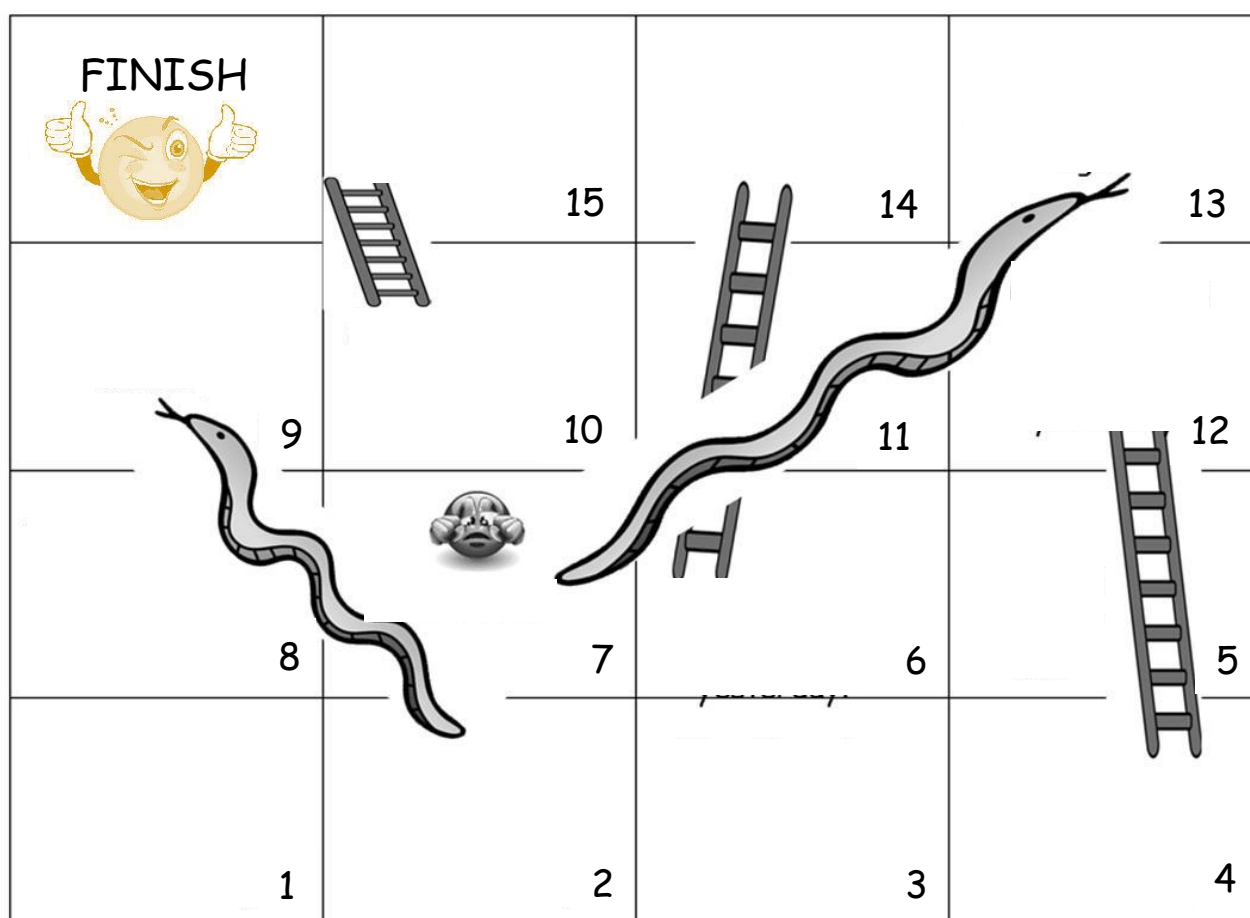
2. Which of these rules above, do you think should hold for any place in the countryside even if it is not a nature park or nature reserve? Tick '✓' in column B.

3. Are there any other rules that you think should be added? Discuss.

ADDITIONAL EXERCISE C (AT SCHOOL OR ON SITE AFTER THE SILENCE EXERCISE)

Nature Sounds and Our Well-Being

1. Together, choose three **natural** sounds you heard at Xrobb l-Għagin which we hear **MOSTLY** in the countryside. Choose also two **man-made** sounds you heard which we hear **MOSTLY** in **towns and villages**.
2. Discuss which of these sounds **help** you to relax and be happy. Draw or write them down in the boxes containing the **bottom part of the ladders**.
3. Discuss which of these sounds **do not help** you to relax and be happy. Draw or write them down in the boxes containing the **snakes' heads**.



4. Play the game with someone else. Count how many times you went **up the ladders** and slid **down the snakes** during the game. Check which of these happened most to the **winner** and to the **loser**!

Tally	Up the ladders	Down the snakes
Player 1		
Player 2		

5. Do you wish to go out more or less often in the countryside? Why? Discuss.